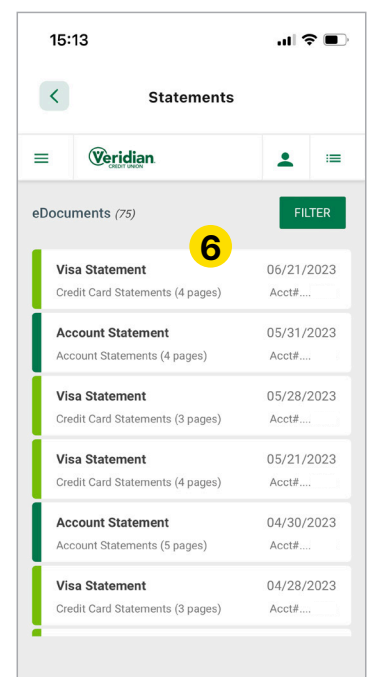
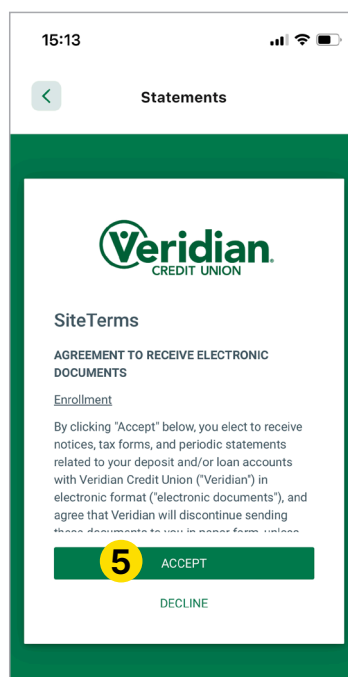
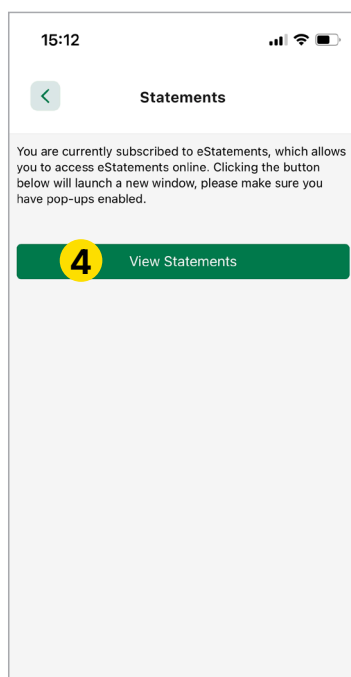
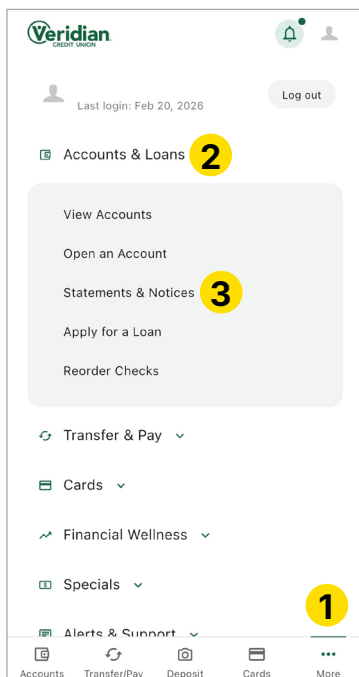


Enroll in digital statements and notices on your mobile device.

- 1 Tap **More** at the bottom of the screen.
- 2 Open the **Accounts & Loans** dropdown menu.
- 3 Select **Statement & Notices**.
- 4 Select **Statements**, then tap **View Statements**.
- 5 Read and accept site terms.
- 6 View documents on which you are the primary owner.



Enroll in digital statements and notices on your desktop computer.

- 1 Open the **Accounts & Loans** dropdown menu at the top of the screen.
- 2 Click **Statements & Notices**.
- 3 Select **View Statements**.
- 4 Read and accept site terms.
- 5 View documents on which you are the primary owner.

